



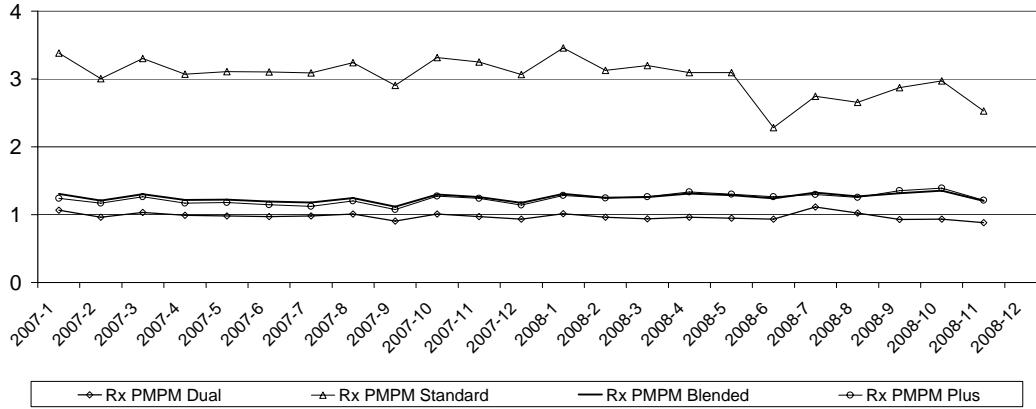
**Pharmacy Utilization Summary Report: 2008**

2008	JANUARY	FEBRUARY	MARCH	APRIL	MAY	JUNE	JULY	AUGUST	SEPTEMBER	OCTOBER	NOVEMBER	DECEMBER	AVG/YTD
<b>Eligibility</b>													
<b>Total Members</b>	369,643	377,000	373,200	377,467	380,777	386,662	389,417	390,602	392,732	396,781	397,134		384,674
<b>FFS Members</b>	88,133	85,178	84,011	79,821	80,150	79,705	78,095	79,643	78,321	79,122	82,485		81,333
<b>Standard</b>	3,204	3,041	3,008	3,012	3,057	4,408	3,630	3,833	3,730	3,897	4,298		3,556
<b>Plus</b>	61,603	58,971	57,870	53,785	54,105	52,241	51,392	52,621	51,445	51,994	54,829		54,623
<b>Medicare Wrap</b>	23,326	23,166	23,133	23,024	22,988	23,056	23,073	23,189	23,146	23,231	23,358		23,154
<b>Gross Figures</b>													
<b>Total Cost</b>	\$12,807,518	\$12,040,854	\$12,354,014	\$12,289,477	\$12,149,377	\$11,915,040	\$12,210,876	\$11,889,858	\$12,131,615	\$12,733,751	\$11,711,007		\$134,233,387
<b>FFS Drugs</b>	\$4,951,710	\$4,629,465	\$4,879,636	\$4,750,081	\$4,438,509	\$4,431,290	\$4,511,883	\$4,903,737	\$5,095,637	\$5,327,478	\$4,795,709		\$52,715,136
<b>Mental Health Carveout Drugs</b>	\$7,855,808	\$7,411,389	\$7,474,378	\$7,539,396	\$7,710,868	\$7,483,750	\$7,698,994	\$6,986,120	\$7,035,978	\$7,406,273	\$6,915,298		\$81,518,251
<b>Total Rx</b>	169,487	158,447	158,523	159,919	158,917	153,314	161,124	155,660	159,704	165,859	153,716		1,754,670
<b>FFS Drugs</b>	98,029	91,264	90,330	89,859	88,174	84,520	89,172	87,294	89,088	92,503	85,031		985,264
<b>Mental Health Carveout Drugs</b>	71,458	67,183	68,193	70,060	70,743	68,794	71,952	68,366	70,616	73,356	68,685		769,406
<b>Cost/Rx</b>	\$75.57	\$75.99	\$77.93	\$76.85	\$76.45	\$77.72	\$75.79	\$76.38	\$75.96	\$76.77	\$76.19		\$76.51
<b>FFS Drugs</b>	\$50.51	\$50.73	\$54.02	\$52.86	\$50.34	\$52.43	\$50.60	\$56.17	\$57.20	\$57.59	\$56.40		\$53.53
<b>Mental Health Carveout Drugs</b>	\$109.94	\$110.32	\$109.61	\$107.61	\$109.00	\$108.78	\$107.00	\$102.19	\$99.64	\$100.96	\$100.68		\$105.98
<b>Generic</b>	\$34.58	\$35.51	\$34.88	\$35.09	\$34.36	\$35.64	\$32.55	\$33.20	\$31.88	\$30.94	\$29.01		\$33.42
<b>Brand</b>	\$204.97	\$206.34	\$217.16	\$210.93	\$208.91	\$211.89	\$218.19	\$217.29	\$217.08	\$225.52	\$228.64		\$215.18
<b>PMPM Figures</b>													
<b>Cost PMPM</b>	\$77.44	\$74.01	\$78.11	\$79.48	\$75.63	\$74.95	\$77.54	\$79.46	\$82.98	\$86.00	\$75.55		\$78.29
<b>Standard</b>	\$190.70	\$171.57	\$184.44	\$171.30	\$163.83	\$118.39	\$144.53	\$142.83	\$157.70	\$156.15	\$141.95		\$158.49
<b>Plus</b>	\$91.64	\$88.72	\$90.55	\$97.19	\$91.96	\$93.78	\$93.97	\$97.92	\$105.38	\$108.52	\$94.13		\$95.80
<b>Medicare Wrap</b>	\$11.50	\$11.73	\$20.94	\$13.40	\$12.58	\$11.71	\$17.40	\$15.62	\$9.10	\$10.54	\$8.37		\$12.99
<b>FFS Drugs</b>	\$56.18	\$54.35	\$58.08	\$59.51	\$55.38	\$55.60	\$57.77	\$61.57	\$65.06	\$67.33	\$58.14		\$59.00
<b>Mental Health Carveout Drugs</b>	\$21.25	\$19.66	\$20.03	\$19.97	\$20.25	\$19.35	\$19.77	\$17.89	\$17.92	\$18.67	\$17.41		\$19.29
<b>Rx PMPM</b>	1.31	1.25	1.26	1.31	1.29	1.24	1.33	1.27	1.32	1.35	1.20		1.28
<b>Standard</b>	3.46	3.13	3.20	3.10	3.10	2.28	2.75	2.65	2.87	2.97	2.53		2.91
<b>Plus</b>	1.28	1.24	1.26	1.34	1.30	1.26	1.30	1.26	1.35	1.39	1.21		1.29
<b>Medicare Wrap</b>	1.01	0.96	0.94	0.96	0.95	0.93	1.11	1.02	0.93	0.93	0.88		0.97
<b>FFS Drugs</b>	1.11	1.07	1.08	1.13	1.10	1.06	1.14	1.10	1.14	1.17	1.03		1.10
<b>Mental Health Carveout Drugs</b>	0.19	0.18	0.18	0.19	0.19	0.18	0.18	0.18	0.18	0.18	0.17		0.18
<b>Utilization Percentages</b>													
<b>Generic %</b>	75.9%	76.3%	76.4%	76.3%	75.9%	76.1%	76.7%	76.5%	76.2%	76.4%	76.4%		76.3%
<b>FFS Drugs</b>	79.8%	80.3%	80.3%	80.4%	80.0%	80.0%	81.0%	81.1%	80.6%	81.2%	81.1%		80.5%
<b>Mental Health Carveout Drugs</b>	70.7%	70.8%	71.2%	71.0%	70.7%	71.3%	71.4%	70.7%	70.7%	70.5%	70.5%		70.9%
<b>PDL %</b>	75.7%	75.8%	76.2%	76.5%	76.7%	75.6%	79.9%	80.3%	81.0%	80.7%	80.1%		78.0%

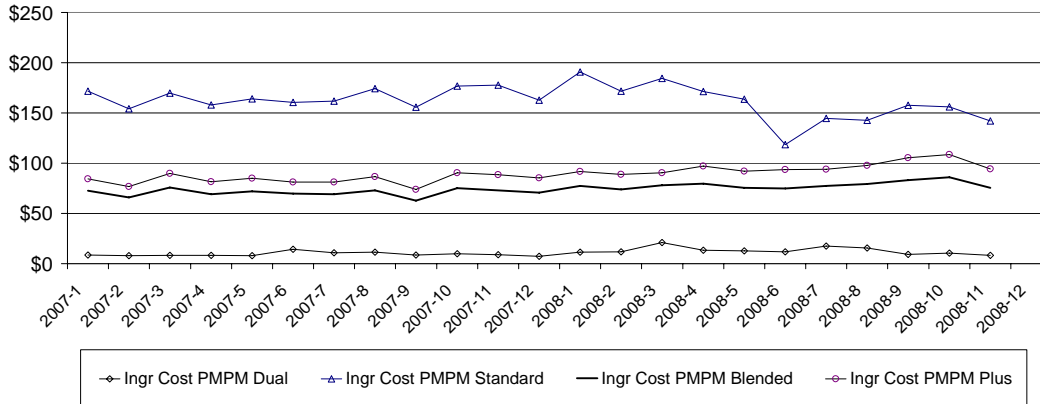
PMPM calculated as sum of physical health and mental health carve-outs  
 Data from DSSURS and DMAP FCHP first of month reports  
 Dates are service dates  
 All eligibility groups included except for CAWEM, QS, QB  
 Drug Cost = Amt Paid + Copay + Other Insurance Paid - Prof Fee

**Pharmacy Utilization Summary Report: 2007-2008**

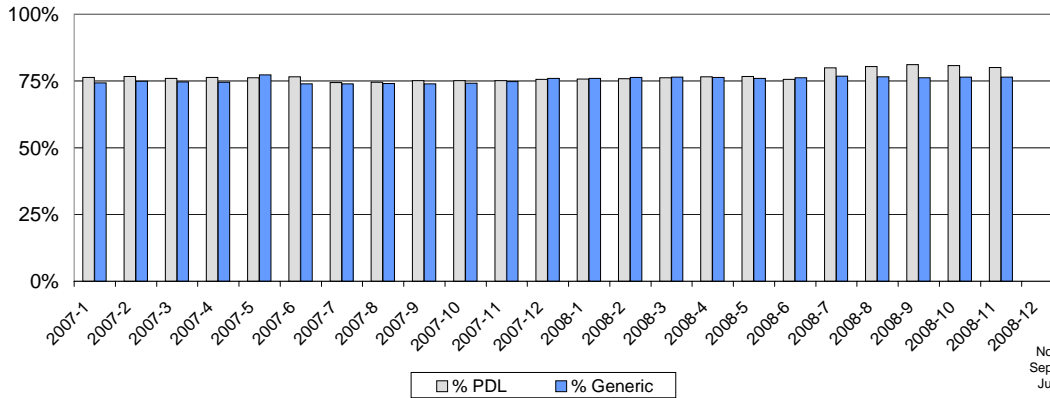
**RX Dispensed PMPM: 2007-2008**



**Ingredient Cost PMPM: 2007-2008**



**Percent Generic and PDL: 2007-2008**



Note: PDL updated  
Sept 2006, Jan 2007,  
Jul 2007, Jul 2008