



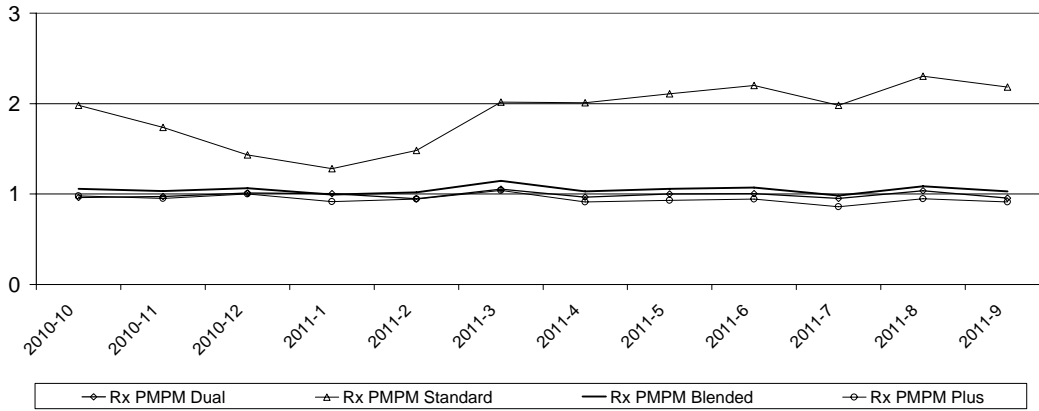
**Pharmacy Utilization Summary Report: October 2010 - September 2011**

	2010					2011					AVG/YTD		
	OCTOBER	NOVEMBER	DECEMBER	JANUARY	FEBRUARY	MARCH	APRIL	MAY	JUNE	JULY		AUGUST	SEPTEMBER
<b>Eligibility</b>													
<b>Total Members</b>	536,829	545,033	554,825	567,706	582,012	583,892	588,812	587,524	590,406	592,894	593,825	595,965	576,644
<b>FFS Members</b>	92,966	94,462	93,877	101,460	93,432	93,083	95,186	96,165	92,552	93,582	91,122	93,140	94,252
Standard	5,793	6,569	9,015	11,023	8,621	6,975	6,465	6,636	6,191	6,261	5,648	5,648	7,070
Plus	62,536	63,349	61,005	66,459	60,814	61,879	64,226	64,994	61,751	62,454	60,588	62,521	62,715
Medicare Wrap	24,637	24,544	23,857	23,978	23,997	24,229	24,495	24,535	24,610	24,867	24,886	24,971	24,467
<b>Gross Figures</b>													
<b>Total Cost</b>	\$12,105,696	\$12,427,341	\$12,993,192	\$12,929,023	\$12,606,254	\$14,174,946	\$13,422,843	\$13,913,764	\$13,967,048	\$13,381,543	\$14,386,957	\$13,894,313	\$160,202,919
<b>FFS Drugs</b>	\$3,979,166	\$3,911,606	\$4,067,044	\$3,971,137	\$3,901,970	\$4,367,888	\$4,114,438	\$4,265,740	\$4,251,219	\$4,097,730	\$4,246,798	\$4,111,450	\$49,286,186
<b>Mental Health Carveout Drugs</b>	\$8,126,530	\$8,515,734	\$8,926,148	\$8,957,886	\$8,704,284	\$9,807,058	\$9,308,405	\$9,648,024	\$9,715,829	\$9,283,813	\$10,140,159	\$9,782,863	\$110,916,734
<b>Total Rx</b>	169,921	172,286	178,580	179,184	171,655	193,810	178,841	184,786	182,736	171,137	185,721	179,760	2,148,417
<b>FFS Drugs</b>	83,412	81,987	83,927	83,865	80,382	90,246	82,301	85,467	83,601	77,282	83,330	80,443	996,243
<b>Mental Health Carveout Drugs</b>	86,509	90,299	94,653	95,319	91,273	103,564	96,540	99,319	99,135	93,855	102,391	99,317	1,152,174
<b>Cost/Rx</b>	\$71.24	\$72.13	\$72.76	\$72.16	\$73.44	\$73.14	\$75.05	\$75.30	\$76.43	\$78.19	\$77.47	\$77.29	\$74.55
<b>FFS Drugs</b>	\$47.70	\$47.71	\$48.46	\$47.35	\$48.54	\$48.40	\$49.99	\$49.91	\$50.85	\$53.02	\$50.96	\$51.11	\$49.50
<b>Mental Health Carveout Drugs</b>	\$93.94	\$94.31	\$94.30	\$93.98	\$95.37	\$94.70	\$96.42	\$97.14	\$98.01	\$98.92	\$99.03	\$98.50	\$96.22
<b>Generic</b>	\$62.92	\$63.94	\$65.09	\$22.99	\$23.14	\$23.04	\$23.12	\$22.96	\$22.70	\$22.13	\$20.87	\$20.77	\$32.81
<b>Brand</b>	\$4.44	\$4.53	\$4.48	\$307.11	\$312.32	\$314.33	\$320.05	\$321.59	\$326.27	\$338.27	\$340.54	\$338.94	\$244.41
<b>PMPM Figures</b>													
<b>Cost PMPM</b>	\$57.94	\$57.03	\$59.41	\$54.92	\$56.72	\$63.72	\$59.03	\$60.78	\$62.39	\$59.45	\$63.68	\$60.56	\$59.64
<b>Standard</b>	\$103.23	\$83.47	\$69.82	\$60.15	\$69.34	\$94.16	\$120.43	\$137.85	\$157.41	\$153.72	\$168.28	\$160.37	\$114.85
<b>Plus</b>	\$67.10	\$67.02	\$70.44	\$63.52	\$65.34	\$72.67	\$62.59	\$64.10	\$64.98	\$61.43	\$66.67	\$64.63	\$65.88
<b>Medicare Wrap</b>	\$11.84	\$10.49	\$14.06	\$16.24	\$15.10	\$16.41	\$16.49	\$15.48	\$15.98	\$14.59	\$16.95	\$13.28	\$14.74
<b>FFS Drugs</b>	\$42.80	\$41.41	\$43.32	\$39.14	\$41.76	\$46.92	\$43.23	\$44.36	\$45.93	\$43.79	\$46.61	\$44.14	\$43.62
<b>Mental Health Carveout Drugs</b>	\$15.14	\$15.62	\$16.09	\$15.78	\$14.96	\$16.80	\$15.81	\$16.42	\$16.46	\$15.66	\$17.08	\$16.42	\$16.02
<b>Rx PMPM</b>	1.06	1.03	1.06	0.99	1.02	1.15	1.03	1.06	1.07	0.98	1.09	1.03	1.05
<b>Standard</b>	1.98	1.74	1.43	1.28	1.48	2.02	2.01	2.11	2.20	1.98	2.30	2.18	1.89
<b>Plus</b>	0.98	0.95	1.00	0.92	0.95	1.04	0.91	0.93	0.94	0.86	0.95	0.91	0.95
<b>Medicare Wrap</b>	0.96	0.97	1.01	1.00	0.95	1.06	0.97	1.00	1.00	0.95	1.04	0.95	0.99
<b>FFS Drugs</b>	0.90	0.87	0.89	0.83	0.86	0.97	0.86	0.89	0.90	0.83	0.91	0.86	0.88
<b>Mental Health Carveout Drugs</b>	0.16	0.17	0.17	0.17	0.16	0.18	0.16	0.17	0.17	0.16	0.17	0.17	0.17
<b>Utilization Percentages</b>													
<b>Generic %</b>	82.1%	81.9%	81.9%	82.7%	82.6%	82.8%	82.5%	82.5%	82.3%	82.3%	82.3%	82.2%	82.3%
<b>FFS Drugs</b>	87.1%	87.1%	87.0%	88.0%	88.0%	88.1%	88.0%	87.8%	87.7%	87.7%	87.9%	87.9%	87.7%
<b>Mental Health Carveout Drugs</b>	77.2%	77.2%	77.3%	78.1%	77.9%	78.2%	77.9%	77.9%	77.7%	77.8%	77.7%	77.6%	77.7%
<b>PDL %</b>	78.3%	78.4%	78.7%	80.1%	80.2%	80.2%	80.1%	80.1%	79.9%	80.0%	79.9%	79.7%	79.6%

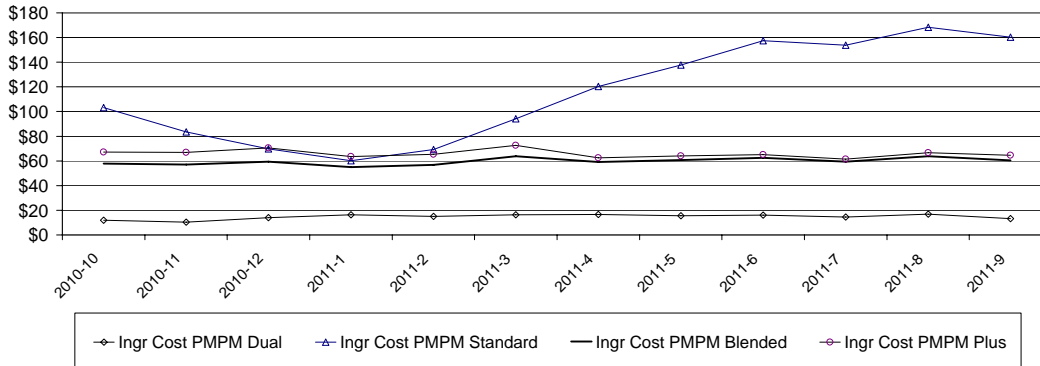
PMPM calculated as sum of physical health and mental health carve-outs  
 Data from DSSURS and DMAP FCHP first of month reports  
 Dates are service dates  
 All eligibility groups included except for CAWEM, QS, QB  
 Drug Cost = Amt Paid + Copay + Other Insurance Paid

**Pharmacy Utilization Summary Report: October 2010 - September 2011**

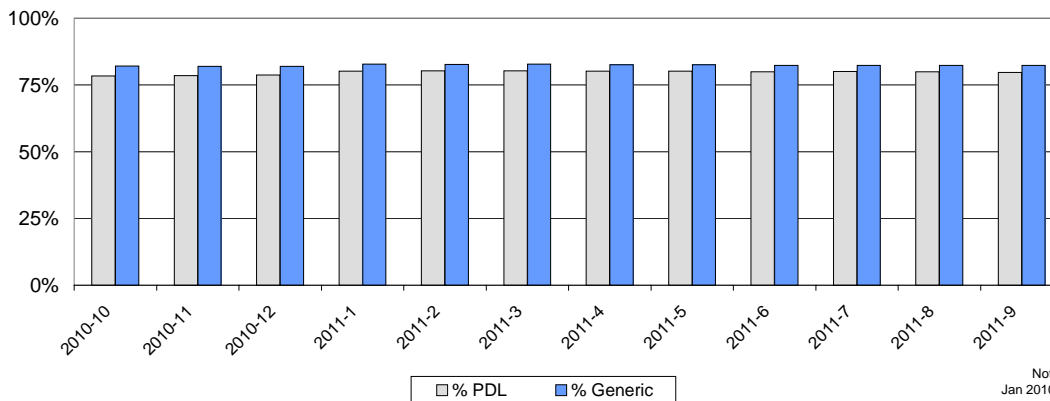
**RX Dispensed PMPM**



**Ingredient Cost PMPM**



**Percent Generic and PDL**



Note: PDL updated  
Jan 2010, Jul 2010, Jan 2011