



Drug Use Research & Management Program
DHS - Health Systems Division
500 Summer Street NE, E35, Salem, OR 97301-1079
Phone 503-947-5220 | Fax 503-947-1119

College of Pharmacy

Pharmacy Utilization Summary Report: January 2022 - December 2022

Eligibility	Jan-22	Feb-22	Mar-22	Apr-22	May-22	Jun-22	Jul-22	Aug-22	Sep-22	Oct-22	Nov-22	Dec-22	Avg Monthly
Total Members (FFS & Encounter)	1,270,424	1,276,063	1,284,291	1,291,200	1,296,769	1,303,371	1,322,427	1,330,020	1,337,959	1,344,339	1,355,484	1,364,931	1,314,773
FFS Members	117,322	110,548	109,789	112,522	113,945	111,881	115,910	113,720	117,050	118,585	118,506	120,719	115,041
OHP Basic with Medicare	8,488	8,161	8,271	8,510	8,597	8,424	8,606	8,473	8,710	8,899	8,720	8,696	8,546
OHP Basic without Medicare	10,889	10,579	10,500	10,595	10,601	10,503	10,497	10,255	10,368	10,396	10,140	10,077	10,450
ACA	97,945	91,808	91,018	93,417	94,747	92,954	96,807	94,992	97,972	99,290	99,646	101,946	96,045
Encounter Members	1,153,102	1,165,515	1,174,502	1,178,678	1,182,824	1,191,490	1,206,517	1,216,300	1,220,909	1,225,754	1,236,978	1,244,212	1,199,732
OHP Basic with Medicare	87,412	88,084	89,468	90,661	92,068	93,206	94,346	95,446	96,256	97,094	98,309	98,992	93,445
OHP Basic without Medicare	68,310	68,509	68,469	68,580	68,801	68,956	69,022	69,064	68,981	69,116	69,282	69,339	68,869
ACA	997,380	1,008,922	1,016,565	1,019,437	1,021,955	1,029,328	1,043,149	1,051,790	1,055,672	1,059,544	1,069,387	1,075,881	1,037,418

Gross Cost Figures for Drugs	Jan-22	Feb-22	Mar-22	Apr-22	May-22	Jun-22	Jul-22	Aug-22	Sep-22	Oct-22	Nov-22	Dec-22	YTD Sum
Total Amount Paid (FFS & Encounter)	\$102,632,429	\$98,867,540	\$115,964,283	\$106,390,145	\$111,630,567	\$113,411,153	\$104,162,196	\$117,254,252	\$108,765,872	\$109,745,769	\$111,374,315	\$112,635,926	\$1,312,834,447
Mental Health Carve-Out Drugs	\$11,261,452	\$10,860,831	\$12,310,707	\$11,632,498	\$12,126,081	\$11,928,952	\$11,103,276	\$11,887,487	\$11,155,206	\$11,196,317	\$11,312,292	\$11,535,933	\$138,311,031
OHP Basic with Medicare	\$317	\$11,314	\$7,893	\$11,471	\$9,259	\$10,001	\$7,612	\$3,774	\$5,976	\$4,972	\$2,989	\$9,065	\$84,642
OHP Basic without Medicare	\$4,085,716	\$3,899,804	\$4,428,959	\$4,144,754	\$4,338,839	\$4,413,433	\$3,991,935	\$4,330,888	\$4,140,233	\$4,048,510	\$4,092,917	\$4,213,417	\$50,129,406
ACA	\$7,083,030	\$6,859,649	\$7,775,102	\$7,388,593	\$7,684,437	\$7,427,324	\$7,023,389	\$7,484,022	\$6,946,361	\$7,075,569	\$7,148,785	\$7,247,605	\$87,143,865
FFS Physical Health Drugs	\$4,988,504	\$4,506,611	\$5,042,715	\$5,259,893	\$5,495,460	\$5,206,008	\$4,813,022	\$5,618,954	\$5,108,181	\$5,311,372	\$5,273,057	\$5,249,070	\$61,872,848
OHP Basic with Medicare	\$187,735	\$177,974	\$206,926	\$200,383	\$210,050	\$235,210	\$209,829	\$229,505	\$197,445	\$178,532	\$186,610	\$197,105	\$2,417,306
OHP Basic without Medicare	\$1,131,981	\$989,932	\$1,095,307	\$1,162,612	\$1,223,287	\$1,192,699	\$976,082	\$1,218,034	\$1,021,988	\$1,224,526	\$1,088,560	\$1,097,663	\$13,422,672
ACA	\$3,520,775	\$3,227,873	\$3,624,920	\$3,742,419	\$3,910,364	\$3,647,875	\$3,474,077	\$3,998,121	\$3,736,085	\$3,752,916	\$3,796,993	\$3,715,416	\$44,147,834
FFS Physician Administered Drugs	\$1,234,816	\$1,641,645	\$1,751,771	\$1,444,195	\$1,401,954	\$1,692,406	\$1,411,950	\$1,180,235	\$1,471,118	\$1,217,309	\$1,109,168	\$1,220,797	\$16,777,364
OHP Basic with Medicare	\$152,121	\$149,862	\$112,369	\$142,284	\$103,766	\$111,635	\$181,427	\$140,202	\$165,564	\$158,290	\$135,729	\$201,377	\$1,754,627
OHP Basic without Medicare	\$198,491	\$523,122	\$497,954	\$258,208	\$319,443	\$565,639	\$380,604	\$105,395	\$517,247	\$347,962	\$127,089	\$160,861	\$4,002,015
ACA	\$402,708	\$540,534	\$614,452	\$555,939	\$532,866	\$546,440	\$387,861	\$484,786	\$412,768	\$395,581	\$373,289	\$328,084	\$5,575,309
Encounter Physical Health Drugs	\$67,359,540	\$64,521,649	\$73,974,871	\$69,191,667	\$72,407,717	\$72,007,377	\$67,159,686	\$75,692,771	\$70,766,134	\$71,170,616	\$72,026,457	\$73,057,083	\$849,335,569
OHP Basic with Medicare	\$427,247	\$393,401	\$443,085	\$409,996	\$426,551	\$397,156	\$356,086	\$412,914	\$378,933	\$347,974	\$388,421	\$363,596	\$4,745,359
OHP Basic without Medicare	\$16,513,387	\$16,147,921	\$17,628,296	\$17,063,076	\$17,075,131	\$17,309,940	\$16,373,315	\$17,926,264	\$16,774,833	\$17,181,860	\$16,860,411	\$17,246,806	\$204,101,240
ACA	\$49,553,658	\$47,130,531	\$54,870,411	\$50,683,946	\$53,873,848	\$53,229,111	\$49,218,612	\$55,787,223	\$52,003,469	\$52,205,616	\$53,204,102	\$53,749,563	\$625,510,091
Encounter Physician Administered Drugs	\$17,788,117	\$17,336,805	\$22,884,218	\$18,861,893	\$20,199,354	\$22,576,410	\$19,674,262	\$22,874,805	\$20,265,234	\$20,850,154	\$21,653,340	\$21,573,044	\$246,537,634
OHP Basic with Medicare	\$1,085,156	\$884,118	\$1,105,800	\$962,226	\$989,066	\$1,157,204	\$1,093,875	\$1,033,908	\$914,398	\$875,382	\$1,155,400	\$935,875	\$12,192,408
OHP Basic without Medicare	\$3,855,742	\$4,120,405	\$5,597,882	\$4,460,931	\$5,822,642	\$4,895,186	\$4,570,688	\$5,246,370	\$4,435,967	\$4,648,460	\$4,857,008	\$5,126,819	\$57,638,101
ACA	\$12,593,526	\$12,070,441	\$15,955,169	\$13,269,881	\$13,205,832	\$16,172,140	\$13,743,386	\$16,220,798	\$14,560,980	\$14,757,052	\$15,129,187	\$14,948,199	\$172,626,591

OHP = Oregon Health Plan

ACA = Affordable Care Act expansion

Amount Paid on the Claim = 1) Ingredient Cost ([AAAC/NADAC/WAC] x Dispense Quantity) + Dispensing Fee. If Billed Amount is lower, pay Billed Amount, 2) - TPL amount

Last Updated: July 20, 2023

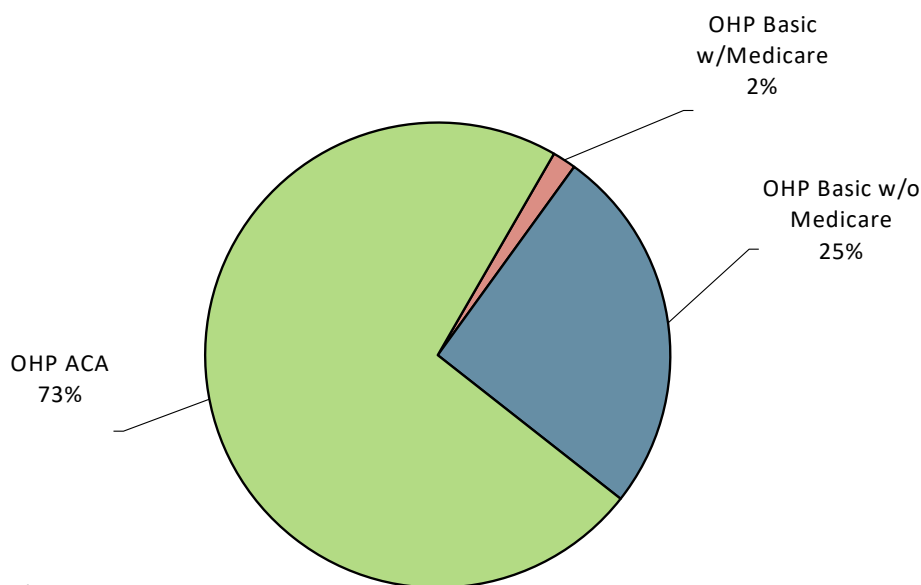
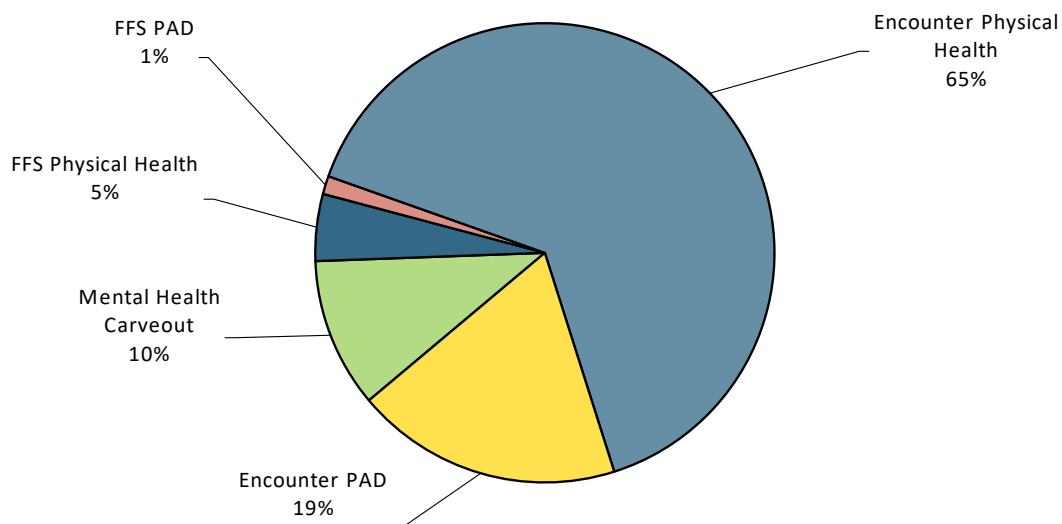


Drug Use Research & Management Program
DHS - Health Systems Division
500 Summer Street NE, E35, Salem, OR 97301-1079
Phone 503-947-5220 | Fax 503-947-1119

College of Pharmacy

Pharmacy Utilization Summary Report: January 2022 - December 2022

YTD Percent Paid Amounts



OHP = Oregon Health Plan

ACA = Affordable Care Act expansion

PAD = Physician-administered drugs

Amount Paid on the Claim = 1) Ingredient Cost $([AAAC/NADAC/WAC] \times \text{Dispense Quantity}) + \text{Dispensing Fee}$.

If Billed Amount is lower, pay Billed Amount, 2) - TPL amount

Last Updated: July 20, 2023



Drug Use Research & Management Program
DHS - Health Systems Division
500 Summer Street NE, E35, Salem, OR 97301-1079
Phone 503-947-5220 | Fax 503-947-1119

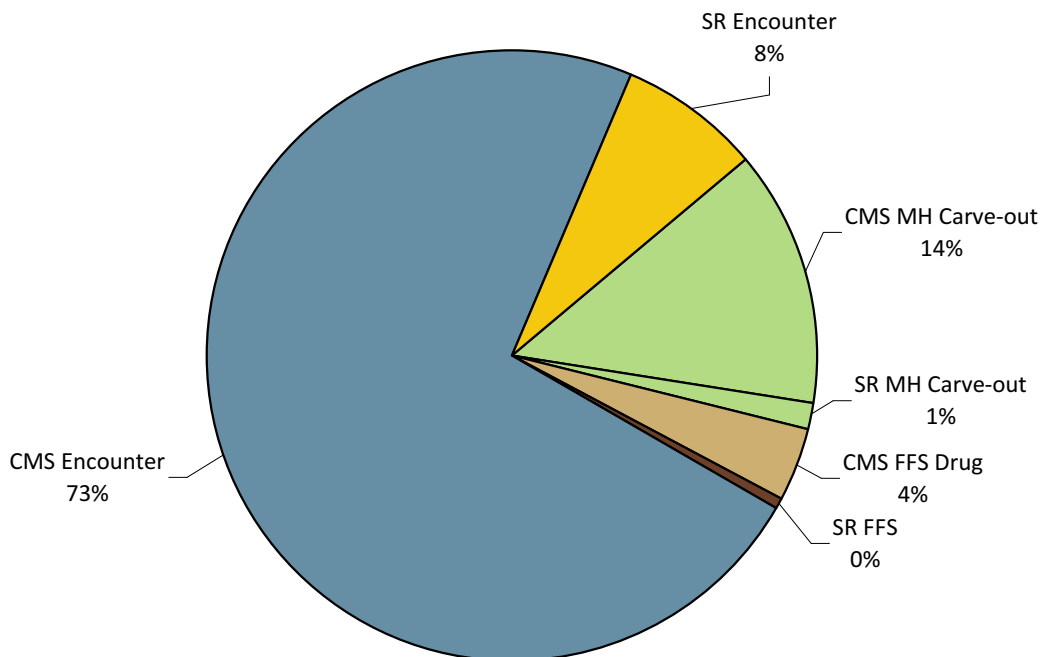
College of Pharmacy

Pharmacy Utilization Summary Report: January 2022 - December 2022

Quarterly Rebates Invoiced	2022-Q1	2022-Q2	2022-Q3	2022-Q4	YTD Sum
Total Rebate Invoiced (FFS & Encounter)	\$118,382,008	\$123,107,390	\$128,092,412	\$124,294,854	\$493,876,664
CMS MH Carve-out	\$17,107,658	\$18,171,503	\$16,617,733	\$15,330,258	\$67,227,153
SR MH Carve-out	\$1,341,151	\$1,717,023	\$2,206,637	\$1,975,294	\$7,240,105
CMS FFS Drug	\$4,798,613	\$4,584,749	\$5,297,164	\$4,709,468	\$19,389,995
SR FFS	\$506,401	\$511,151	\$556,094	\$421,907	\$1,995,553
CMS Encounter	\$86,258,076	\$89,006,051	\$92,536,100	\$93,130,051	\$360,930,278
SR Encounter	\$8,370,109	\$9,116,913	\$10,878,682	\$8,727,876	\$37,093,579

Quarterly Net Drug Costs	2022-Q1	2022-Q2	2022-Q3	2022-Q4	YTD Sum
Estimated Net Drug Costs (FFS & Encounter)	\$199,082,244	\$208,324,475	\$202,089,909	\$209,461,155	\$818,957,783
Mental Health Carve-Out Drugs	\$15,984,180	\$15,799,005	\$15,321,598	\$16,738,989	\$63,843,772
FFS Phys Health + PAD	\$13,861,048	\$15,404,016	\$13,750,202	\$14,249,399	\$57,264,665
Encounter Phys Health + PAD	\$169,237,015	\$177,121,454	\$173,018,109	\$178,472,768	\$697,849,345

YTD Percent Rebates Invoiced



SR = Supplemental Rebate
CMS = Center for Medicaid Services
PAD = Physician-administered drugs
MH = Mental Health

Last Updated: July 20, 2023



Drug Use Research & Management Program
DHS - Health Systems Division
500 Summer Street NE, E35, Salem, OR 97301-1079
Phone 503-947-5220 | Fax 503-947-1119

College of Pharmacy

Pharmacy Utilization Summary Report: January 2022 - December 2022

Gross PMPM Drug Costs (Rebates not Subtracted)													Avg Monthly
	Jan-22	Feb-22	Mar-22	Apr-22	May-22	Jun-22	Jul-22	Aug-22	Sep-22	Oct-22	Nov-22	Dec-22	
PMPM Amount Paid (FFS & Encounter)	\$80.79	\$77.48	\$90.29	\$82.40	\$86.08	\$87.01	\$78.77	\$88.16	\$81.29	\$81.64	\$82.17	\$82.52	\$83.22
Mental Health Carve-Out Drugs	\$8.86	\$8.51	\$9.59	\$9.01	\$9.35	\$9.15	\$8.40	\$8.94	\$8.34	\$8.33	\$8.35	\$8.45	\$8.77
FFS Physical Health Drugs	\$42.52	\$40.77	\$45.93	\$46.75	\$48.23	\$46.53	\$41.52	\$49.41	\$43.64	\$44.79	\$44.50	\$43.48	\$44.84
FFS Physician Administered Drugs	\$10.53	\$14.85	\$15.96	\$12.83	\$12.30	\$15.13	\$12.18	\$10.38	\$12.57	\$10.27	\$9.36	\$10.11	\$12.21
Encounter Physical Health Drugs	\$58.42	\$55.36	\$62.98	\$58.70	\$61.22	\$60.43	\$55.66	\$62.23	\$57.96	\$58.06	\$58.23	\$58.72	\$59.00
Encounter Physician Administered Drugs	\$15.43	\$14.87	\$19.48	\$16.00	\$17.08	\$18.95	\$16.31	\$18.81	\$16.60	\$17.01	\$17.51	\$17.34	\$17.11
Claim Counts													Avg Monthly
	Jan-22	Feb-22	Mar-22	Apr-22	May-22	Jun-22	Jul-22	Aug-22	Sep-22	Oct-22	Nov-22	Dec-22	
Total Claim Count (FFS & Encounter)	1,125,607	1,050,406	1,201,591	1,147,832	1,183,204	1,174,176	1,105,954	1,202,900	1,141,345	1,178,012	1,183,189	1,178,826	1,156,087
Mental Health Carve-Out Drugs	190,963	179,890	204,408	193,127	199,439	197,694	189,742	206,368	194,289	196,539	196,014	197,042	195,460
FFS Physical Health Drugs	38,027	34,927	38,390	36,481	37,555	36,600	34,796	36,892	34,829	35,427	35,588	35,265	36,231
FFS Physician Administered Drugs	10,812	9,810	11,619	10,406	10,511	10,321	9,941	10,175	9,687	9,871	9,820	9,586	10,213
Encounter Physical Health Drugs	773,061	717,778	819,797	787,282	813,499	810,841	757,992	828,568	786,742	818,509	826,529	825,349	797,162
Encounter Physician Administered Drugs	112,744	108,001	127,377	120,536	122,200	118,720	113,483	120,897	115,798	117,666	115,238	111,584	117,020
Gross Amount Paid per Claim (Rebates not Subtracted)													Avg Monthly
	Jan-22	Feb-22	Mar-22	Apr-22	May-22	Jun-22	Jul-22	Aug-22	Sep-22	Oct-22	Nov-22	Dec-22	
Average Paid / Claim (FFS & Encounter)	\$91.18	\$94.12	\$96.51	\$92.69	\$94.35	\$96.59	\$94.18	\$97.48	\$95.30	\$93.16	\$94.13	\$95.55	\$94.60
Mental Health Carve-Out Drugs	\$58.97	\$60.37	\$60.23	\$60.23	\$60.80	\$60.34	\$58.52	\$57.60	\$57.42	\$56.97	\$57.71	\$58.55	\$58.98
FFS Physical Health Drugs	\$131.18	\$129.03	\$131.35	\$144.18	\$146.33	\$142.24	\$138.32	\$152.31	\$146.66	\$149.92	\$148.17	\$148.85	\$142.38
FFS Physician Administered Drugs	\$114.21	\$167.34	\$150.77	\$138.78	\$133.38	\$163.98	\$142.03	\$115.99	\$151.87	\$123.32	\$112.95	\$127.35	\$136.83
Encounter Physical Health Drugs	\$87.13	\$89.89	\$90.24	\$87.89	\$89.01	\$88.81	\$88.60	\$91.35	\$89.95	\$86.95	\$87.14	\$88.52	\$88.79
Encounter Physician Administered Drugs	\$157.77	\$160.52	\$179.66	\$156.48	\$165.30	\$190.17	\$173.37	\$189.21	\$175.01	\$177.20	\$187.90	\$193.33	\$175.49
Gross Amount Paid per Claim - Generic-Multi Source Drugs (Rebates not Subtracted)													Avg Monthly
	Jan-22	Feb-22	Mar-22	Apr-22	May-22	Jun-22	Jul-22	Aug-22	Sep-22	Oct-22	Nov-22	Dec-22	
Generic-Multi Source Drugs: Average Paid / Claim (FFS & Encounter)	\$23.10	\$23.25	\$23.57	\$24.00	\$24.03	\$24.50	\$24.45	\$24.99	\$25.01	\$23.63	\$23.23	\$23.46	\$23.94
Mental Health Carve-Out Drugs	\$16.48	\$16.41	\$16.30	\$16.63	\$16.81	\$17.06	\$17.21	\$17.56	\$17.29	\$17.35	\$17.32	\$17.61	\$17.00
FFS Physical Health Drugs	\$84.53	\$84.23	\$87.06	\$97.49	\$99.77	\$99.83	\$94.81	\$103.37	\$106.33	\$103.81	\$105.44	\$106.45	\$97.76
Encounter Physical Health Drugs	\$22.25	\$22.39	\$22.75	\$22.77	\$22.66	\$23.29	\$23.41	\$23.73	\$23.74	\$22.05	\$21.45	\$21.66	\$22.68
Gross Amount Paid per Claim - Branded-Single Source Drugs (Rebates not Subtracted)													Avg Monthly
	Jan-22	Feb-22	Mar-22	Apr-22	May-22	Jun-22	Jul-22	Aug-22	Sep-22	Oct-22	Nov-22	Dec-22	
Branded-Single Source Drugs: Average Paid / Claim (FFS & Encounter)	\$538.59	\$607.05	\$648.16	\$641.31	\$654.31	\$666.14	\$670.50	\$697.91	\$643.95	\$616.22	\$638.99	\$672.70	\$641.32
Mental Health Carve-Out Drugs	\$946.04	\$964.98	\$963.32	\$962.53	\$964.18	\$1,020.78	\$1,085.38	\$1,115.97	\$1,146.88	\$1,155.28	\$1,195.55	\$1,234.42	\$1,062.94
FFS Physical Health Drugs	\$281.53	\$314.99	\$345.66	\$372.20	\$375.11	\$349.65	\$348.48	\$400.56	\$337.76	\$367.77	\$355.52	\$361.91	\$350.93
Encounter Physical Health Drugs	\$526.12	\$595.19	\$637.07	\$627.27	\$641.73	\$653.61	\$656.14	\$682.17	\$625.33	\$593.10	\$616.88	\$650.98	\$625.47
Generic Drug Use Percentage													Avg Monthly
	Jan-22	Feb-22	Mar-22	Apr-22	May-22	Jun-22	Jul-22	Aug-22	Sep-22	Oct-22	Nov-22	Dec-22	
Generic Drug Use Percentage	88.3%	89.3%	90.0%	90.2%	90.2%	90.5%	90.7%	90.8%	90.2%	89.9%	90.2%	90.5%	90.1%
Mental Health Carve-Out Drugs	95.4%	95.4%	95.4%	95.4%	95.4%	95.7%	96.1%	96.4%	96.4%	96.5%	96.6%	96.6%	95.9%
FFS Physical Health Drugs	76.3%	80.6%	82.9%	83.0%	83.1%	83.0%	82.8%	83.5%	82.6%	82.5%	82.9%	83.4%	82.2%
Encounter Physical Health Drugs	87.1%	88.2%	89.0%	89.2%	89.3%	89.6%	89.7%	89.7%	89.0%	88.6%	89.0%	89.4%	89.0%
Preferred Drug Use Percentage													Avg Monthly
	Jan-22	Feb-22	Mar-22	Apr-22	May-22	Jun-22	Jul-22	Aug-22	Sep-22	Oct-22	Nov-22	Dec-22	
Preferred Drug Use Percentage	89.84%	89.81%	89.89%	89.88%	89.89%	89.82%	90.49%	90.42%	90.45%	90.65%	90.48%	90.31%	90.2%
Mental Health Carve-Out Drugs	93.31%	93.29%	93.31%	93.33%	93.31%	93.27%	93.24%	93.13%	93.14%	93.07%	92.87%	92.70%	93.2%
FFS Physical Health Drugs	94.52%	94.43%	94.54%	94.66%	94.80%	94.90%	95.64%	95.77%	95.69%	95.64%	95.79%	95.85%	95.2%
Encounter Physical Health Drugs	88.78%	88.73%	88.84%	88.85%	88.86%	88.79%	89.61%	89.54%	89.59%	89.89%	89.72%	89.54%	89.2%

Amount Paid on the Claim = 1) Ingredient Cost ((AAAC/NADAC/WAC) x Dispense Quantity) + Dispensing Fee. If Billed Amount is lower, pay Billed Amount, 2) - TPL amount

Last Updated: July 20, 2023

Top 40 Drugs by Gross Amount Paid (FFS Only) - Second Quarter 2023

Rank	Drug	PDL Class	Amount Paid	% Total FFS Costs	Claim Count	Avg Paid per Claim	PDL
1	INVEGA SUSTENNA	Antipsychotics, Parenteral	\$4,270,335	10.7%	1,736	\$2,460	Y
2	VRAYLAR*	Antipsychotics, 2nd Gen	\$4,257,156	10.7%	3,486	\$1,221	Y
3	REXULTI*	Antipsychotics, 2nd Gen	\$2,596,744	6.5%	2,030	\$1,279	V
4	ABILIFY MAINTENA	Antipsychotics, Parenteral	\$2,535,063	6.4%	1,090	\$2,326	Y
5	INVEGA TRINZA	Antipsychotics, Parenteral	\$1,128,936	2.8%	152	\$7,427	Y
6	TRINTELLIX	Antidepressants	\$892,597	2.2%	2,044	\$437	V
7	ARISTADA	Antipsychotics, Parenteral	\$889,001	2.2%	376	\$2,364	Y
8	CAPLYTA*	Antipsychotics, 2nd Gen	\$742,834	1.9%	527	\$1,410	V
9	BUPROPION XL	Antidepressants	\$614,270	1.5%	48,395	\$13	Y
10	SERTRALINE HCL	Antidepressants	\$603,602	1.5%	62,914	\$10	Y
11	DULOXETINE HCL	Antidepressants	\$557,286	1.4%	39,015	\$14	Y
12	FLUOXETINE HCL	Antidepressants	\$531,330	1.3%	46,206	\$11	Y
13	TRAZODONE HCL	Antidepressants	\$507,823	1.3%	49,752	\$10	Y
14	ESCITALOPRAM OXALATE	Antidepressants	\$458,705	1.2%	45,820	\$10	Y
15	LYBALVI*	Antipsychotics, 2nd Gen	\$445,211	1.1%	343	\$1,298	V
16	Epoetin Beta Esrd Use	Physican Administered Drug	\$402,826	1.0%	73	\$5,518	
17	BUSPIRONE HCL	STC 07 - Ataractics, Tranquilizers	\$370,716	0.9%	28,942	\$13	
18	LAMOTRIGINE	Antiepileptics, Outpatient	\$336,028	0.8%	30,842	\$11	Y
19	SPRAVATO*	Antidepressants	\$334,362	0.8%	284	\$1,177	V
20	ATOMOXETINE HCL*	ADHD Drugs	\$332,241	0.8%	9,226	\$36	Y
21	LATUDA*	Antipsychotics, 2nd Gen	\$283,762	0.7%	542	\$524	Y
22	ARIPIPRAZOLE*	Antipsychotics, 2nd Gen	\$277,391	0.7%	21,219	\$13	Y
23	BIKTARVY	HIV	\$270,077	0.7%	108	\$2,501	Y
24	RISPERDAL CONSTA*	Antipsychotics, Parenteral	\$261,695	0.7%	241	\$1,086	Y
25	BUPROPION XL	Antidepressants	\$250,190	0.6%	1,405	\$178	V
26	LAMOTRIGINE ER	Antiepileptics, Outpatient	\$244,106	0.6%	3,757	\$65	V
27	VENLAFAXINE HCL ER	Antidepressants	\$241,366	0.6%	19,620	\$12	Y
28	QUETIAPINE FUMARATE*	Antipsychotics, 2nd Gen	\$232,504	0.6%	21,125	\$11	Y
29	Inj, Nusinersen, 0.1mg	Physican Administered Drug	\$227,819	0.6%	1	\$227,819	
30	TRIKAFTA*	Cystic Fibrosis	\$223,373	0.6%	23	\$9,712	N
31	CONCERTA*	ADHD Drugs	\$223,279	0.6%	667	\$335	Y
32	Elosulfase Alfa, Injection	Physican Administered Drug	\$204,898	0.5%	12	\$17,075	
33	HUMIRA(CF) PEN*	Targeted Immune Modulators	\$191,199	0.5%	55	\$3,476	Y
34	INVEGA HAFYERA	Antipsychotics, Parenteral	\$190,867	0.5%	12	\$15,906	Y
35	CITALOPRAM HBR	Antidepressants	\$181,174	0.5%	20,490	\$9	Y
36	OLANZAPINE*	Antipsychotics, 2nd Gen	\$177,405	0.4%	13,604	\$13	Y
37	Iron Sucrose Injection	Physican Administered Drug	\$175,038	0.4%	372	\$471	
38	PALIPERIDONE ER*	Antipsychotics, 2nd Gen	\$172,502	0.4%	1,909	\$90	V
39	MIRTAZAPINE	Antidepressants	\$172,318	0.4%	12,599	\$14	Y
40	VYVANSE*	ADHD Drugs	\$167,650	0.4%	990	\$169	Y
Top 40 Aggregate:			\$27,175,680		492,004	\$7,663	
All FFS Drugs Totals:			\$39,831,852		757,662	\$677	

Notes

- FFS Drug Gross Costs only, rebates not subtracted

- PDL Key: Y=Preferred, N=Non-Preferred, V=Voluntary, Blank=Non PDL Class

- Amount Paid on the Claim = 1) Ingredient Cost ((AAAC/NADAC/WAC) x Dispense Quantity) + Dispensing Fee. If Billed Amount is lower, pay Billed Amount, 2) - TPL amount

Top 40 Physical Health Drugs by Gross Amount Paid (FFS Only) - Second Quarter 2023

Rank	Drug	PDL Class	Amount Paid	% Total FFS Costs	Claim Count	Avg Paid per Claim	PDL
1	Epoetin Beta Esrd Use	Physican Administered Drug	\$402,826	3.9%	73	\$5,518	
2	BIKTARVY	HIV	\$270,077	2.6%	108	\$2,501	Y
3	Inj, Nusinersen, 0.1mg	Physican Administered Drug	\$227,819	2.2%	1	\$227,819	
4	TRIKAFTA*	Cystic Fibrosis	\$223,373	2.2%	23	\$9,712	N
5	CONCERTA*	ADHD Drugs	\$223,279	2.2%	667	\$335	Y
6	Elosulfase Alfa, Injection	Physican Administered Drug	\$204,898	2.0%	12	\$17,075	
7	HUMIRA(CF) PEN*	Targeted Immune Modulators	\$191,199	1.9%	55	\$3,476	Y
8	Iron Sucrose Injection	Physican Administered Drug	\$175,038	1.7%	372	\$471	
9	VYVANSE*	ADHD Drugs	\$167,650	1.6%	990	\$169	Y
10	SABRIL	Antiepileptics, Outpatient	\$145,340	1.4%	3	\$48,447	N
11	LANTUS SOLOSTAR*	Diabetes, Insulins	\$141,055	1.4%	446	\$316	Y
12	Ipilimumab Injection	Physican Administered Drug	\$136,811	1.3%	10	\$13,681	
13	TRULICITY*	Diabetes, GLP-1 Receptor Agonists and GIP The	\$136,511	1.3%	243	\$562	Y
14	SUBLOCADE	Substance Use Disorders, Opioid & Alcohol	\$135,934	1.3%	77	\$1,765	Y
15	STELARA*	Targeted Immune Modulators	\$133,925	1.3%	24	\$5,580	N
16	Injection, Nivolumab	Physican Administered Drug	\$127,100	1.2%	25	\$5,084	
17	ELIQUIS	Anticoagulants, Oral and SQ	\$122,312	1.2%	321	\$381	Y
18	IBRANCE*	Antineoplastics, Newer	\$120,718	1.2%	8	\$15,090	
19	VERZENIO*	Antineoplastics, Newer	\$111,114	1.1%	8	\$13,889	
20	Aflibercept Injection	Physican Administered Drug	\$106,054	1.0%	181	\$586	
21	Inj Pembrolizumab	Physican Administered Drug	\$104,119	1.0%	32	\$3,254	
22	Etonogestrel Implant System	Physican Administered Drug	\$102,295	1.0%	139	\$736	
23	COSENTYX PEN (2 PENS)*	Targeted Immune Modulators	\$100,054	1.0%	30	\$3,335	Y
24	OZEMPIC*	Diabetes, GLP-1 Receptor Agonists and GIP The	\$99,423	1.0%	201	\$495	N
25	DAYBUE*	STC 99 - Miscellaneous	\$94,974	0.9%	2	\$47,487	
26	MAVYRET*	Hepatitis C, Direct-Acting Antivirals	\$93,696	0.9%	9	\$10,411	Y
27	EPIDIOLEX*	Antiepileptics, Outpatient	\$85,345	0.8%	89	\$959	N
28	Injection, Ocrelizumab, 1 Mg	Physican Administered Drug	\$84,083	0.8%	7	\$12,012	
29	ALBUTEROL SULFATE HFA	Beta-Agonists, Inhaled Short-Acting	\$79,798	0.8%	2,636	\$30	Y
30	SKYRIZI PEN*	Targeted Immune Modulators	\$76,354	0.7%	5	\$15,271	N
31	BUPRENORPHINE-NALOXONE*	Substance Use Disorders, Opioid & Alcohol	\$75,234	0.7%	1,300	\$58	Y
32	Mirena, 52 Mg	Physican Administered Drug	\$74,780	0.7%	111	\$674	
33	ADVATE	Antihemophilia Factors	\$72,499	0.7%	3	\$24,166	
34	CREON	Pancreatic Enzymes	\$68,757	0.7%	70	\$982	Y
35	SPRYCEL	STC 30 - Antineoplastic	\$65,721	0.6%	4	\$16,430	
36	TASIGNA	STC 30 - Antineoplastic	\$65,018	0.6%	7	\$9,288	
37	TIBSOVO*	Antineoplastics, Newer	\$64,397	0.6%	2	\$32,198	
38	CABOMETYX*	Antineoplastics, Newer	\$61,425	0.6%	3	\$20,475	
39	LENALIDOMIDE	STC 30 - Antineoplastic	\$60,511	0.6%	4	\$15,128	
40	JYNARQUE	STC 79 - Diuretics	\$59,115	0.6%	5	\$11,823	
Top 40 Aggregate:			\$5,090,632		8,306	\$14,942	
All FFS Drugs Totals:			\$10,300,215		119,470	\$693	

* Drug requires Prior Authorization

Notes

- FFS Drug Gross Costs only, rebates not subtracted
- PDL Key: Y=Preferred, N=Non-Preferred, V=Voluntary, Blank=Non PDL Class
- Amount Paid on the Claim = 1) Ingredient Cost ([AAAC/NADAC/WAC] x Dispense Quantity) + Dispensing Fee. If Billed Amount is lower, pay Billed Amount, 2) - TPL amount