



Drug Use Research & Management Program
 DHS - Health Systems Division
 500 Summer Street NE, E35, Salem, OR 97301-1079
 Phone 503-947-5220 | Fax 503-947-1119

College of Pharmacy

Pharmacy Utilization Summary Report: October 2024 - September 2025

Eligibility	Oct-24	Nov-24	Dec-24	Jan-25	Feb-25	Mar-25	Apr-25	May-25	Jun-25	Jul-25	Aug-25	Sep-25	Avg Monthly
Total Members (FFS & Encounter)	1,247,678	1,254,503	1,257,986	1,241,274	1,243,854	1,234,473	1,242,572	1,246,331	1,249,863	1,242,513	1,233,644	1,231,323	1,243,835
FFS Members	99,056	99,856	98,868	99,039	93,047	91,577	91,602	90,100	89,262	90,257	88,300	87,978	93,245
OHP Basic with Medicare	8,222	7,915	7,437	7,659	7,451	7,022	6,746	6,382	6,097	6,372	6,183	6,002	6,957
OHP Basic without Medicare	9,278	9,034	8,899	8,472	8,170	8,072	8,028	8,016	7,876	7,937	7,856	7,841	8,290
ACA	81,556	82,907	82,532	82,908	77,426	76,483	76,828	75,702	75,289	75,948	74,261	74,135	77,998
Encounter Members	1,148,622	1,154,647	1,159,118	1,142,235	1,150,807	1,142,896	1,150,970	1,156,231	1,160,601	1,152,256	1,145,344	1,143,345	1,150,589
OHP Basic with Medicare	103,103	98,130	90,342	82,625	80,472	75,440	76,700	77,380	77,913	77,511	77,694	77,785	82,925
OHP Basic without Medicare	66,469	66,271	65,605	64,002	63,793	62,866	62,847	62,790	62,724	62,691	62,765	62,703	63,794
ACA	979,050	990,246	1,003,171	995,608	1,006,542	1,004,590	1,011,423	1,016,061	1,019,964	1,012,054	1,004,885	1,002,857	1,003,871

Gross Cost Figures for Drugs	Oct-24	Nov-24	Dec-24	Jan-25	Feb-25	Mar-25	Apr-25	May-25	Jun-25	Jul-25	Aug-25	Sep-25	YTD Sum
Total Amount Paid (FFS & Encounter)	\$141,769,154	\$127,028,705	\$139,522,968	\$147,069,205	\$133,458,549	\$149,173,460	\$151,547,617	\$148,165,761	\$148,455,155	\$154,639,364	\$145,102,232	\$151,383,475	\$1,737,315,645
Mental Health Carve-Out Drugs	\$13,455,745	\$11,702,277	\$14,415,823	\$14,619,079	\$13,503,540	\$14,845,426	\$15,636,427	\$15,273,342	\$15,644,776	\$15,970,250	\$16,005,096	\$16,149,979	\$177,221,759
OHP Basic with Medicare	\$10,098	\$9,432	\$1,264	\$6,525	\$5,748	\$2,268	\$5,567	\$8,358	\$10,675	\$8,753	\$10,307	\$9,941	\$88,936
OHP Basic without Medicare	\$4,500,352	\$3,944,281	\$4,745,104	\$4,549,707	\$4,595,534	\$5,042,973	\$4,923,294	\$4,720,030	\$4,594,550	\$4,688,172	\$4,901,068	\$4,663,165	\$55,868,228
ACA	\$7,633,987	\$6,801,867	\$8,420,881	\$8,560,562	\$7,554,853	\$8,510,744	\$9,056,320	\$8,754,890	\$8,794,514	\$9,092,422	\$8,994,010	\$9,228,700	\$101,403,751
FFS Physical Health Drugs	\$2,160,681	\$1,777,406	\$2,155,894	\$2,388,406	\$2,251,048	\$2,215,126	\$2,259,784	\$2,258,310	\$2,124,672	\$2,178,576	\$1,975,332	\$1,956,453	\$25,701,688
OHP Basic with Medicare	\$30,120	\$27,308	\$28,640	\$29,730	\$28,798	\$27,238	\$26,075	\$24,680	\$23,216	\$24,981	\$23,738	\$22,336	\$316,859
OHP Basic without Medicare	\$660,620	\$540,646	\$641,289	\$678,897	\$705,078	\$664,971	\$718,207	\$654,319	\$596,726	\$608,494	\$476,549	\$507,274	\$7,453,070
ACA	\$1,327,872	\$1,066,047	\$1,282,663	\$1,372,569	\$1,218,184	\$1,281,340	\$1,245,308	\$1,306,048	\$1,193,995	\$1,240,745	\$1,139,089	\$1,160,733	\$14,834,593
FFS Physician Administered Drugs	\$1,371,126	\$1,616,427	\$1,256,300	\$1,817,399	\$1,688,126	\$1,542,654	\$1,750,105	\$1,144,954	\$962,197	\$1,752,669	\$1,285,578	\$1,274,873	\$17,462,406
OHP Basic with Medicare	\$132,502	\$84,411	\$123,545	\$143,936	\$85,996	\$121,094	\$113,354	\$60,542	\$73,183	\$119,966	\$99,057	\$97,356	\$1,254,944
OHP Basic without Medicare	\$314,379	\$432,207	\$191,592	\$236,232	\$104,317	\$346,878	\$293,345	\$167,275	\$106,091	\$188,091	\$151,283	\$72,150	\$2,603,840
ACA	\$511,128	\$621,056	\$537,583	\$766,120	\$592,780	\$436,177	\$626,748	\$348,726	\$337,108	\$516,344	\$621,512	\$455,902	\$6,371,183
Encounter Physical Health Drugs	\$93,154,944	\$84,759,384	\$90,905,287	\$93,008,839	\$86,203,368	\$95,478,746	\$97,736,510	\$96,169,753	\$93,541,990	\$98,110,731	\$93,990,343	\$98,784,557	\$1,121,844,453
OHP Basic with Medicare	\$429,773	\$352,804	\$334,681	\$368,077	\$337,593	\$355,263	\$382,574	\$373,285	\$346,645	\$350,686	\$361,317	\$330,780	\$4,323,480
OHP Basic without Medicare	\$19,633,981	\$17,567,030	\$18,915,101	\$19,324,380	\$17,084,750	\$18,639,235	\$19,002,030	\$18,041,542	\$17,690,217	\$18,190,675	\$18,166,141	\$18,740,873	\$220,995,954
ACA	\$61,318,437	\$56,101,557	\$60,507,183	\$60,647,350	\$56,578,259	\$62,622,194	\$64,424,806	\$63,625,867	\$61,206,614	\$64,863,930	\$61,279,265	\$64,540,153	\$737,715,617
Encounter Physician Administered Drugs	\$31,626,658	\$27,173,210	\$30,789,665	\$35,235,483	\$29,812,467	\$35,091,507	\$34,164,791	\$33,319,402	\$36,181,521	\$36,627,139	\$31,845,883	\$33,217,613	\$395,085,340
OHP Basic with Medicare	\$1,133,635	\$802,160	\$801,687	\$1,178,608	\$875,046	\$797,451	\$894,201	\$826,563	\$780,194	\$828,021	\$679,082	\$756,821	\$10,353,469
OHP Basic without Medicare	\$6,384,872	\$5,327,648	\$5,780,536	\$5,738,280	\$5,968,709	\$9,498,713	\$6,084,282	\$6,181,766	\$5,977,686	\$6,521,627	\$5,634,800	\$6,332,889	\$75,431,808
ACA	\$20,031,484	\$17,806,304	\$19,845,362	\$23,672,579	\$18,102,738	\$19,752,875	\$21,265,940	\$20,506,903	\$23,755,911	\$22,410,686	\$19,996,734	\$20,352,584	\$247,500,101

OHP = Oregon Health Plan

ACA = Affordable Care Act expansion

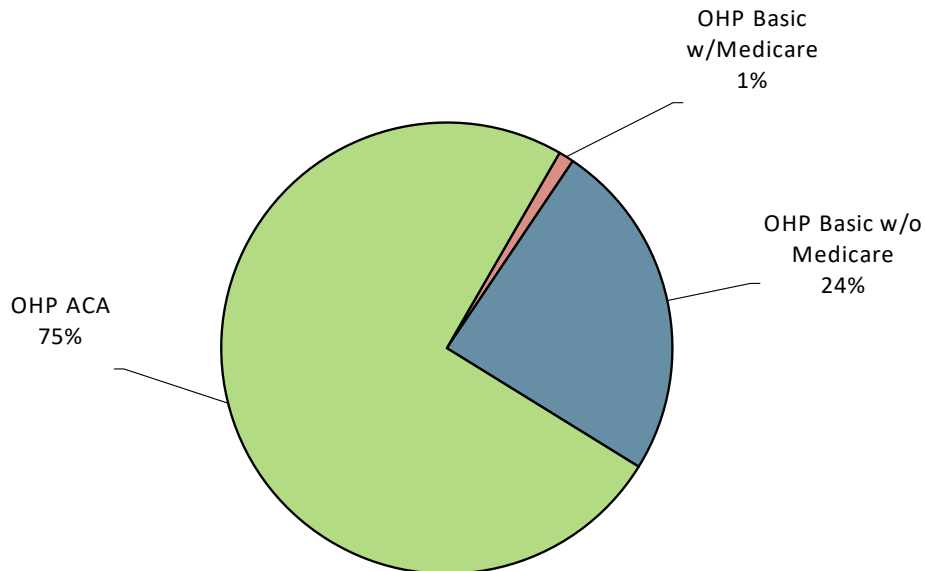
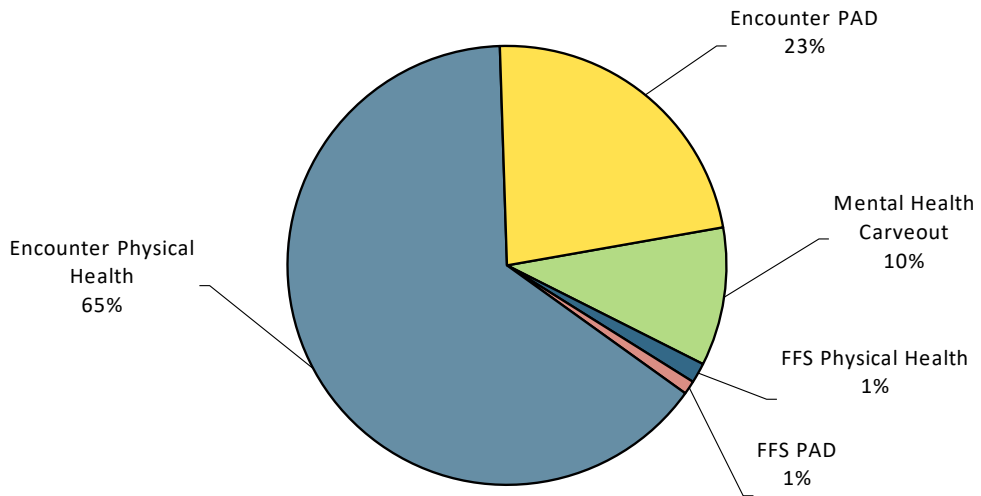
Amount Paid on the Claim = 1) Ingredient Cost ((AAAC/NADAC/WAC) x Dispense Quantity) + Dispensing Fee. If Billed Amount is lower, pay Billed Amount, 2) - TPL amount

Last Updated: April 24, 2026



Pharmacy Utilization Summary Report: October 2024 - September 2025

YTD Percent Paid Amounts



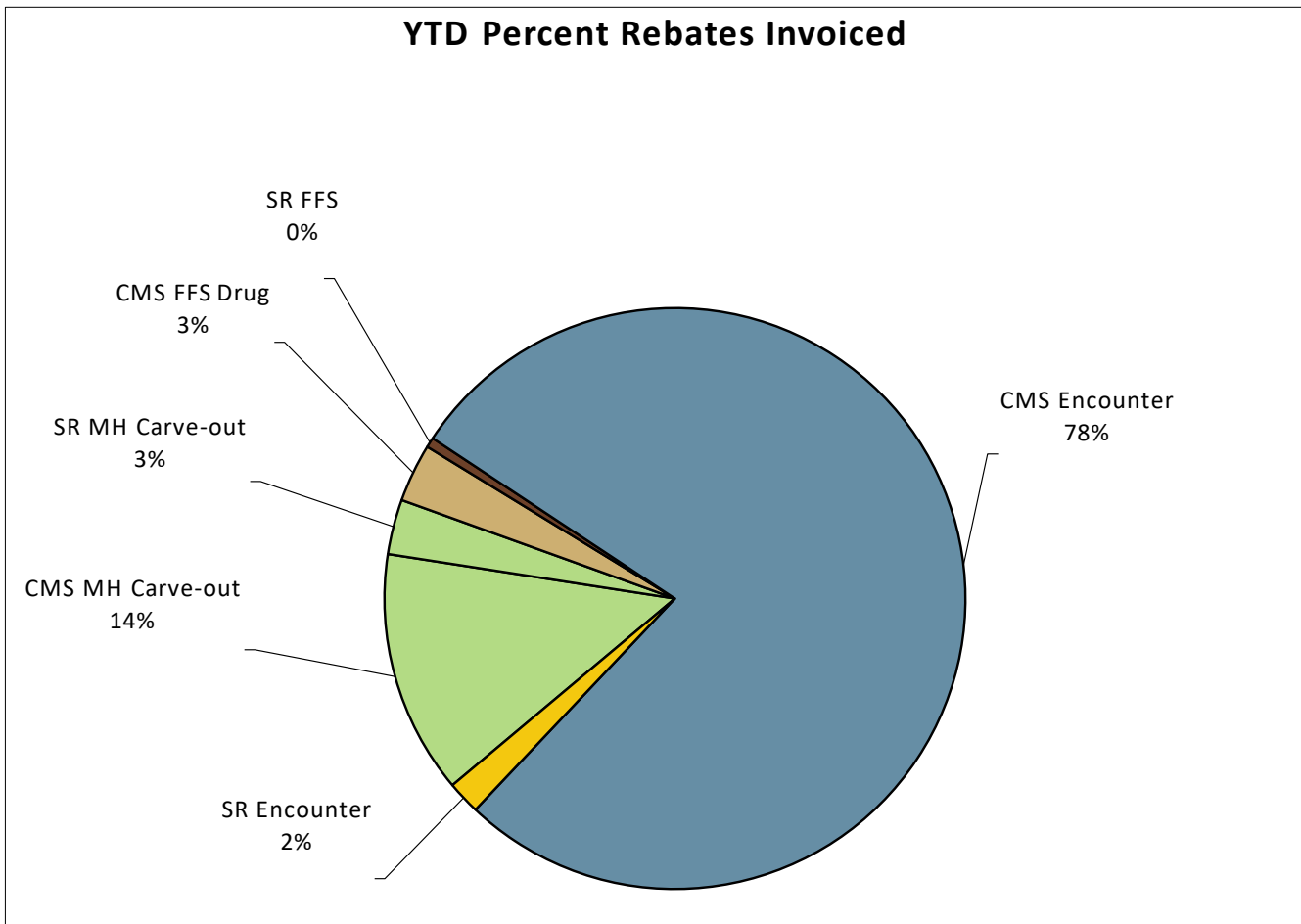
OHP = Oregon Health Plan
ACA = Affordable Care Act expansion
PAD = Physician-administered drugs
Amount Paid on the Claim = 1) Ingredient Cost ([AAAC/NADAC/WAC] x Dispense Quantity) + Dispensing Fee.
If Billed Amount is lower, pay Billed Amount, 2) - TPL amount



Pharmacy Utilization Summary Report: October 2024 - September 2025

Quarterly Rebates Invoiced	2024-Q4	2025-Q1	2025-Q2	2025-Q3	YTD Sum
Total Rebate Invoiced (FFS & Encounter)	\$119,353,767	\$63,503,670	\$138,781,198	\$121,855,581	\$443,494,215
CMS MH Carve-out	\$13,561,282	\$15,437,788	\$15,508,845	\$15,634,284	\$60,142,199
SR MH Carve-out	\$3,353,582	\$3,054,466	\$3,496,840	\$3,652,698	\$13,557,587
CMS FFS Drug	\$3,278,483	\$4,222,380	\$3,755,428	\$3,134,987	\$14,391,279
SR FFS	\$481,787	\$651,850	\$737,025	\$569,654	\$2,440,316
CMS Encounter	\$95,621,692	\$38,602,257	\$113,423,769	\$97,144,925	\$344,792,643
SR Encounter	\$3,056,941	\$1,534,929	\$1,859,289	\$1,719,033	\$8,170,192

Quarterly Net Drug Costs	2024-Q4	2025-Q1	2025-Q2	2025-Q3	YTD Sum
Estimated Net Drug Costs (FFS & Encounter)	\$288,967,061	\$366,197,544	\$309,387,335	\$329,269,490	\$1,293,821,430
Mental Health Carve-Out Drugs	\$22,658,980	\$24,475,792	\$27,548,859	\$28,838,342	\$103,521,973
FFS Phys Health + PAD	\$6,577,564	\$7,028,528	\$6,007,566	\$6,718,840	\$26,332,499
Encounter Phys Health + PAD	\$259,730,517	\$334,693,224	\$275,830,910	\$293,712,307	\$1,163,966,958



SR = Supplemental Rebate
 CMS = Center for Medicaid Services
 PAD = Physician-administered drugs
 MH = Mental Health



Pharmacy Utilization Summary Report: October 2024 - September 2025

Gross PMPM Drug Costs (Rebates not Subtracted)	Oct-24	Nov-24	Dec-24	Jan-25	Feb-25	Mar-25	Apr-25	May-25	Jun-25	Jul-25	Aug-25	Sep-25	Avg Monthly
PMPM Amount Paid (FFS & Encounter)	\$113.63	\$101.26	\$110.91	\$118.48	\$107.29	\$120.84	\$121.96	\$118.88	\$118.78	\$124.46	\$117.62	\$122.94	\$116.42
Mental Health Carve-Out Drugs	\$10.78	\$9.33	\$11.46	\$11.78	\$10.86	\$12.03	\$12.58	\$12.25	\$12.52	\$12.85	\$12.97	\$13.12	\$11.88
FFS Physical Health Drugs	\$21.81	\$17.80	\$21.81	\$24.12	\$24.19	\$24.19	\$24.67	\$25.06	\$23.80	\$24.14	\$22.37	\$22.24	\$23.02
FFS Physician Administered Drugs	\$13.84	\$16.19	\$12.71	\$18.35	\$18.14	\$16.85	\$19.11	\$12.71	\$10.78	\$19.42	\$14.56	\$14.49	\$15.59
Encounter Physical Health Drugs	\$81.10	\$73.41	\$78.43	\$81.43	\$74.91	\$83.54	\$84.92	\$83.18	\$80.60	\$85.15	\$82.06	\$86.40	\$81.26
Encounter Physician Administered Drugs	\$27.53	\$23.53	\$26.56	\$30.85	\$25.91	\$30.70	\$29.68	\$28.82	\$31.17	\$31.79	\$27.80	\$29.05	\$28.62
Claim Counts	Oct-24	Nov-24	Dec-24	Jan-25	Feb-25	Mar-25	Apr-25	May-25	Jun-25	Jul-25	Aug-25	Sep-25	Avg Monthly
Total Claim Count (FFS & Encounter)	1,341,258	1,235,127	1,320,422	1,372,984	1,245,826	1,358,392	1,384,468	1,370,079	1,325,158	1,357,432	1,297,286	1,330,225	1,328,221
Mental Health Carve-Out Drugs	222,240	204,478	221,204	229,233	209,570	228,400	230,361	227,804	224,446	232,525	224,310	227,462	223,503
FFS Physical Health Drugs	26,882	24,300	26,406	29,485	26,290	27,633	27,281	25,874	24,617	25,464	23,975	24,029	26,020
FFS Physician Administered Drugs	8,464	7,352	7,894	10,126	8,980	9,085	9,131	8,824	8,456	9,218	8,679	9,403	8,801
Encounter Physical Health Drugs	941,600	866,199	926,618	955,275	863,266	947,028	963,849	951,667	916,656	938,301	893,367	920,976	923,734
Encounter Physician Administered Drugs	142,072	132,798	138,300	148,865	137,720	146,246	153,846	155,910	150,983	151,924	146,955	148,355	146,165
Gross Amount Paid per Claim (Rebates not Subtracted)	Oct-24	Nov-24	Dec-24	Jan-25	Feb-25	Mar-25	Apr-25	May-25	Jun-25	Jul-25	Aug-25	Sep-25	Avg Monthly
Average Paid / Claim (FFS & Encounter)	\$105.70	\$102.85	\$105.67	\$107.12	\$107.12	\$109.82	\$109.46	\$108.14	\$112.03	\$113.92	\$111.85	\$113.80	\$108.96
Mental Health Carve-Out Drugs	\$60.55	\$57.23	\$65.17	\$63.77	\$64.43	\$65.00	\$67.88	\$67.05	\$69.70	\$68.68	\$71.35	\$71.00	\$65.98
FFS Physical Health Drugs	\$80.38	\$73.14	\$81.64	\$81.00	\$85.62	\$80.16	\$82.83	\$87.28	\$86.31	\$85.56	\$82.39	\$81.42	\$82.31
FFS Physician Administered Drugs	\$162.00	\$219.86	\$159.15	\$179.48	\$187.99	\$169.80	\$191.67	\$129.75	\$113.79	\$190.14	\$148.13	\$135.58	\$165.61
Encounter Physical Health Drugs	\$98.93	\$97.85	\$98.10	\$97.36	\$99.86	\$100.82	\$101.40	\$101.05	\$102.05	\$104.56	\$105.21	\$107.26	\$101.21
Encounter Physician Administered Drugs	\$222.61	\$204.62	\$222.63	\$236.69	\$216.47	\$239.95	\$222.07	\$213.71	\$239.64	\$241.09	\$216.70	\$223.91	\$225.01
Gross Amount Paid per Claim - Generic-Multi Source Drugs (Rebates not Subtracted)	Oct-24	Nov-24	Dec-24	Jan-25	Feb-25	Mar-25	Apr-25	May-25	Jun-25	Jul-25	Aug-25	Sep-25	Avg Monthly
Generic-Multi Source Drugs: Average Paid / Claim (FFS & Encounter)	\$22.56	\$22.11	\$22.30	\$22.21	\$22.29	\$22.65	\$22.89	\$22.70	\$23.12	\$23.60	\$24.22	\$24.37	\$22.92
Mental Health Carve-Out Drugs	\$14.34	\$14.19	\$15.29	\$15.76	\$16.27	\$15.73	\$16.79	\$15.54	\$15.61	\$15.65	\$15.50	\$15.38	\$15.51
FFS Physical Health Drugs	\$21.60	\$21.63	\$20.80	\$22.43	\$22.70	\$23.23	\$22.46	\$23.82	\$24.08	\$25.17	\$26.61	\$24.58	\$23.26
Encounter Physical Health Drugs	\$24.71	\$24.16	\$24.15	\$23.87	\$23.85	\$24.43	\$24.46	\$24.51	\$25.07	\$25.67	\$26.51	\$26.77	\$24.85
Gross Amount Paid per Claim - Branded-Single Source Drugs (Rebates not Subtracted)	Oct-24	Nov-24	Dec-24	Jan-25	Feb-25	Mar-25	Apr-25	May-25	Jun-25	Jul-25	Aug-25	Sep-25	Avg Monthly
Branded-Single Source Drugs: Average Paid / Claim (FFS & Encounter)	\$725.91	\$751.79	\$816.42	\$829.26	\$868.23	\$869.26	\$874.25	\$882.67	\$882.08	\$892.86	\$893.29	\$820.87	\$842.24
Mental Health Carve-Out Drugs	\$1,689.62	\$1,594.32	\$1,780.08	\$1,733.06	\$1,722.19	\$1,725.93	\$1,771.91	\$1,750.69	\$1,802.28	\$1,743.95	\$1,779.45	\$1,737.20	\$1,735.89
FFS Physical Health Drugs	\$437.53	\$401.30	\$479.57	\$476.58	\$506.38	\$473.23	\$496.27	\$507.61	\$504.90	\$487.65	\$456.33	\$454.20	\$473.46
Encounter Physical Health Drugs	\$680.75	\$713.60	\$764.10	\$781.24	\$821.83	\$822.36	\$823.55	\$831.73	\$824.83	\$840.82	\$836.45	\$765.40	\$792.22
Generic Drug Use Percentage	Oct-24	Nov-24	Dec-24	Jan-25	Feb-25	Mar-25	Apr-25	May-25	Jun-25	Jul-25	Aug-25	Sep-25	Avg Monthly
Generic Drug Use Percentage	90.2%	90.7%	91.3%	91.5%	91.7%	91.6%	91.6%	91.7%	91.6%	91.5%	91.5%	90.5%	91.3%
Mental Health Carve-Out Drugs	97.2%	97.3%	97.2%	97.2%	97.2%	97.1%	97.1%	97.0%	97.0%	96.9%	96.8%	96.8%	97.1%
FFS Physical Health Drugs	85.9%	86.4%	86.7%	87.1%	87.0%	87.3%	87.3%	86.9%	87.1%	86.9%	87.0%	86.8%	86.9%
Encounter Physical Health Drugs	88.7%	89.3%	90.0%	90.3%	90.5%	90.4%	90.4%	90.5%	90.4%	90.3%	90.3%	89.1%	90.0%
Preferred Drug Use Percentage	Oct-24	Nov-24	Dec-24	Jan-25	Feb-25	Mar-25	Apr-25	May-25	Jun-25	Jul-25	Aug-25	Sep-25	Avg Monthly
Preferred Drug Use Percentage	88.47%	88.41%	88.34%	88.44%	88.42%	88.46%	88.49%	88.48%	88.51%	89.28%	89.34%	89.35%	88.7%
Mental Health Carve-Out Drugs	86.48%	86.52%	86.35%	86.28%	86.35%	86.27%	86.30%	86.29%	86.37%	86.24%	86.23%	86.20%	86.3%
FFS Physical Health Drugs	94.49%	94.67%	94.57%	94.41%	93.68%	94.21%	94.38%	93.95%	94.09%	94.85%	95.05%	95.01%	94.4%
Encounter Physical Health Drugs	88.81%	88.72%	88.67%	88.81%	88.80%	88.86%	88.88%	88.89%	88.92%	89.93%	90.02%	90.03%	89.1%

Amount Paid on the Claim = 1) Ingredient Cost ((AAAC/NADAC/WAC) x Dispense Quantity) + Dispensing Fee. If Billed Amount is lower, pay Billed Amount, 2) - TPL amount



Top 40 Mental Health Carve-out Drugs by Gross Amount Paid (FFS Only) - First Quarter 2026

Rank	PDL Class	Drug	Amount Paid	% Total FFS Costs	Claim Count	Avg Paid per Claim	PDL
1	Antipsychotics, 2nd Gen	VRAYLAR *	\$7,729,010	16.6%	5,142	\$1,503	Y
2	Antipsychotics, Parenteral	INVEGA SUSTENNA	\$5,997,325	12.9%	2,142	\$2,800	Y
3	Antipsychotics, 2nd Gen	REXULTI *	\$3,678,814	7.9%	2,575	\$1,429	V
4	Antipsychotics, Parenteral	ABILIFY MAINTENA	\$3,068,163	6.6%	1,217	\$2,521	Y
5	Antipsychotics, 2nd Gen	CAPLYTA *	\$2,731,947	5.9%	1,718	\$1,590	V
6	Antidepressants	SPRAVATO *	\$2,487,878	5.3%	1,665	\$1,494	V
7	Antipsychotics, Parenteral	INVEGA TRINZA	\$1,594,281	3.4%	190	\$8,391	Y
8	Antidepressants	AUVELITY	\$1,422,333	3.1%	1,372	\$1,037	V
9	Antidepressants	TRINTELLIX	\$1,244,251	2.7%	2,513	\$495	V
10	Antipsychotics, Parenteral	ARISTADA	\$1,216,833	2.6%	471	\$2,584	Y
11	Antipsychotics, 2nd Gen	LYBALVI *	\$957,616	2.1%	613	\$1,562	V
12	Antipsychotics, Parenteral	ABILIFY ASIMTUFII	\$868,807	1.9%	161	\$5,396	Y
13	Antidepressants	BUPROPION XL	\$826,520	1.8%	58,546	\$14	Y
14	ADHD Drugs	QELBREE *	\$797,355	1.7%	1,572	\$507	Y
15	Antidepressants	SERTRALINE HCL	\$724,249	1.6%	60,055	\$12	Y
16	Antidepressants	TRAZODONE HCL	\$720,983	1.5%	56,340	\$13	V
17	Antidepressants	FLUOXETINE HCL	\$640,282	1.4%	47,368	\$14	Y
18	Antidepressants	DULOXETINE HCL	\$618,840	1.3%	37,153	\$17	Y
19	Antidepressants	ESCITALOPRAM OXALATE	\$616,331	1.3%	47,217	\$13	Y
20	Antipsychotics, Parenteral	INVEGA HAFYERA	\$454,427	1.0%	24	\$18,934	Y
21	Antiepileptics, Outpatient	LAMOTRIGINE	\$450,796	1.0%	33,773	\$13	Y
22	Antidepressants	BUSPIRONE HCL	\$446,547	1.0%	32,977	\$14	
23	Antipsychotics, 2nd Gen	ARIPIRAZOLE *	\$327,338	0.7%	23,070	\$14	Y
24	Antipsychotics, 2nd Gen	QUETIAPINE FUMARATE *	\$295,069	0.6%	22,071	\$13	Y
25	Antipsychotics, Parenteral	UZEDY	\$261,481	0.6%	96	\$2,724	Y
26	ADHD Drugs	ATOMOXETINE HCL *	\$254,329	0.5%	10,889	\$23	Y
27	Antidepressants	VENLAFAXINE HCL ER	\$239,051	0.5%	16,675	\$14	Y
28	Antidepressants	SERTRALINE HCL	\$237,163	0.5%	1,580	\$150	V
29	Antipsychotics, 2nd Gen	COBENFY *	\$234,928	0.5%	145	\$1,620	V
30	Antidepressants	MIRTAZAPINE	\$223,814	0.5%	14,835	\$15	Y
31	ADHD Drugs	GUANFACINE HCL ER	\$222,283	0.5%	15,016	\$15	Y
32	Antipsychotics, 2nd Gen	OLANZAPINE *	\$200,790	0.4%	14,357	\$14	Y
33	Antiepileptics, Outpatient	LAMOTRIGINE ER	\$188,864	0.4%	5,317	\$36	V
34	Antidepressants	CITALOPRAM HBR	\$176,998	0.4%	14,138	\$13	Y
35	Antipsychotics, Parenteral	RISPERDAL CONSTA *	\$165,503	0.4%	140	\$1,182	Y
36	Antidepressants	AMITRIPTYLINE HCL *	\$160,246	0.3%	12,462	\$13	Y
37	Antidepressants	DESVENLAFAXINE SUCCINATE ER	\$155,296	0.3%	7,205	\$22	Y
38	Antidepressants	BUPROPION XL	\$136,350	0.3%	853	\$160	V
39	Antipsychotics, 2nd Gen	RISPERIDONE *	\$133,495	0.3%	9,664	\$14	Y
40	Antidepressants	BUPROPION HCL SR	\$127,530	0.3%	9,045	\$14	Y
Top 40 Aggregate:			\$43,034,117		572,362	\$75	
All Mental Health Carveout Drugs Totals:			\$46,551,101		673,931	\$69	
All FFS Drug Totals:			\$65,079,146		788,044	\$83	

* Drug requires Prior Authorization

Notes

- FFS Drug Gross Costs only, rebates not subtracted
- PDL Key: Y=Preferred, N=Non-Preferred, V=Voluntary, Blank=Non PDL Class
- Amount Paid on the Claim = 1) Ingredient Cost ([AAAC/NADAC/WAC] x Dispense Quantity) + Dispensing Fee. If Billed Amount is lower, pay Billed Amount, 2) - TPL amount



Top 40 Physical Health Carve-out Drugs by Gross Amount Paid (FFS Only) - First Quarter 2026

Rank	PDL Class	Drug	Amount Paid	% Total FFS Costs	Claim Count	Avg Paid per Claim	PDL
1	Niemann-Pick Type C	MIPLYFFA *	\$1,075,163	13.8%	12	\$89,597	N
2	Epidermolysis Bullosa	VYJUVEK *	\$951,815	12.2%	16	\$59,488	N
3	Duchenne Muscular Dystrophy	AMONDYS-45 *	\$699,260	9.0%	6	\$116,543	N
4	Niemann-Pick Type C	AQNEURSA *	\$601,354	7.7%	12	\$50,113	N
5	Physician Administered Drug	Inj, Lovotibeglogene Autotem *	\$535,681	6.9%	1	\$535,681	
6	Bile Therapy	CHOLBAM *	\$473,894	6.1%	5	\$94,779	N
7	STC 99 - Miscellaneous	DAYBUE *	\$384,133	4.9%	13	\$29,549	N
8	STC 99 - Miscellaneous	VYKAT XR *	\$376,037	4.8%	12	\$31,336	N
9	Lysosomal Storage Disorders	YARGESA *	\$361,758	4.6%	9	\$40,195	N
10	Duchenne Muscular Dystrophy	VYONDYS-53 *	\$320,020	4.1%	2	\$160,010	N
11	Duchenne Muscular Dystrophy	DUVYZAT *	\$309,484	4.0%	8	\$38,685	N
12	Duchenne Muscular Dystrophy	VILTEPSO *	\$304,644	3.9%	5	\$60,929	N
13	STC 99 - Miscellaneous	DAYBUE STIX *	\$212,690	2.7%	5	\$42,538	N
14	STC 99 - Miscellaneous	SOHONOS *	\$203,226	2.6%	4	\$50,807	N
15	Orphan Drug	LIVMARLI *	\$186,577	2.4%	1	\$186,577	
16	Orphan Drug	BYLVAY *	\$182,468	2.3%	2	\$91,234	
17	Orphan Drug	CTEXLI *	\$175,920	2.3%	3	\$58,640	
18	Orphan Drug	STRENSIQ *	\$175,072	2.3%	4	\$43,768	
19	Orphan Drug	ELAPRASE *	\$99,349	1.3%	3	\$33,116	
20	Lysosomal Storage Disorders	MIGLUSTAT *	\$71,584	0.9%	7	\$10,226	N
21	Epidermolysis Bullosa	FILSUVEZ *	\$61,711	0.8%	1	\$61,711	N
22	Physician Administered Drug	Elosulfase Alfa, Injection *	\$18,716	0.2%	4	\$4,679	
23							
24							
25							
26							
27							
28							
29							
30							
31							
32							
33							
34							
35							
36							
37							
38							
39							
40							
Top 40 Aggregate:			\$7,780,555		135	\$57,634	
All Physical Health Carveout Drugs Totals:			\$7,780,555		135	\$57,634	
All FFS Drug Totals:			\$65,079,146		788,044	\$83	

* Drug requires Prior Authorization

Notes

- FFS Drug Gross Costs only, rebates not subtracted
- PDL Key: Y=Preferred, N=Non-Preferred, V=Voluntary, Blank=Non PDL Class
- Amount Paid on the Claim = 1) Ingredient Cost ((AAAC/NADAC/WAC) x Dispense Quantity) + Dispensing Fee. If Billed Amount is lower, pay Billed Amount, 2) - TPL amount



Top 40 Physical Health Drugs Not Carved-out by Gross Amount Paid (FFS Only) - First Quarter 2026

Rank	PDL Class	Drug	Amount Paid	% Total FFS Costs	Claim Count	Avg Paid per Claim	PDL
1	HIV	BIKTARVY	\$354,655	3.3%	102	\$3,477	Y
2	Physician Administered Drug	Inj, Nusinersen, 0.1mg *	\$255,229	2.4%	1	\$255,229	
3	Diabetes, GLP-1 Receptor Agonists and GIP Therapies	OZEMPIC *	\$226,664	2.1%	448	\$506	N
4	Hepatitis C, Direct-Acting Antivirals	MAVYRET *	\$214,509	2.0%	20	\$10,725	Y
5	Substance Use Disorders, Opioid & Alcohol	SUBLOCADE	\$213,222	2.0%	107	\$1,993	Y
6	Physician Administered Drug	Etonogestrel Implant System	\$202,497	1.9%	341	\$594	
7	Physician Administered Drug	Inj Pembrolizumab *	\$167,861	1.6%	70	\$2,398	
8	Diabetes, GLP-1 Receptor Agonists and GIP Therapies	MOUNJARO *	\$159,024	1.5%	290	\$548	N
9	Antiepileptics, Outpatient	EPIDIOLEX *	\$155,272	1.4%	103	\$1,507	N
10	Antiepileptics, Outpatient	FINTEPLA *	\$147,153	1.4%	14	\$10,511	N
11	Targeted Immune Modulators	HUMIRA(CF) PEN *	\$139,717	1.3%	25	\$5,589	Y
12	Cystic Fibrosis	TRIKAFTA *	\$134,038	1.2%	25	\$5,362	N
13	Physician Administered Drug	Inj., Emicizumab-Kxwh 0.5 Mg	\$129,592	1.2%	9	\$14,399	
14	Weight Management Drugs	IMCIVREE *	\$128,782	1.2%	6	\$21,464	
15	Physician Administered Drug	Inj Fam-Trastu Deru-Nxki 1mg *	\$125,186	1.2%	12	\$10,432	
16	Physician Administered Drug	Mirena, 52 Mg	\$120,863	1.1%	293	\$413	
17	Antineoplastics, Newer	KISQALI *	\$120,607	1.1%	8	\$15,076	
18	Physician Administered Drug	Injection, Nivolumab *	\$115,845	1.1%	39	\$2,970	
19	Anticoagulants, Oral and SQ	ELIQUIS	\$104,611	1.0%	395	\$265	Y
20	Diabetes, GLP-1 Receptor Agonists and GIP Therapies	TRULICITY *	\$101,675	0.9%	155	\$656	Y
21	Antineoplastics, Newer	EVEROLIMUS *	\$98,982	0.9%	14	\$7,070	
22	Spinal Muscular Atrophy	EVRYSDI *	\$95,650	0.9%	19	\$5,034	N
23	Diabetes, SGLT-2 Inhibitors	JARDIANCE	\$93,171	0.9%	412	\$226	Y
24	Substance Use Disorders, Opioid & Alcohol	BRIXADI	\$92,423	0.9%	62	\$1,491	Y
25	Targeted Immune Modulators	RINVOQ *	\$86,941	0.8%	33	\$2,635	N
26	Diabetic Supplies, CGM	DEXCOM G7 SENSOR *	\$80,909	0.8%	347	\$233	Y
27	Contraceptives	SLYND	\$76,457	0.7%	245	\$312	
28	Physician Administered Drug	Contraceptive Pills For Bc *	\$75,911	0.7%	1,625	\$47	
29	ADHD Drugs	LISDEXAMFETAMINE DIMESYLATE *	\$73,613	0.7%	1,093	\$67	Y
30	Targeted Immune Modulators for Asthma and Atopic Der	DUPIXENT PEN *	\$73,000	0.7%	35	\$2,086	N
31	STC 58 - Diabetic Therapy	MIFEPRISTONE	\$71,735	0.7%	2	\$35,868	
32	Antiepileptics, Outpatient	XCOPRI	\$71,063	0.7%	95	\$748	N
33	Physician Administered Drug	Inj., Durvalumab, 10 Mg *	\$68,639	0.6%	28	\$2,451	
34	Pulmonary Arterial Hypertension Oral and Inhaled Drugs	OPSUMIT *	\$66,639	0.6%	5	\$13,328	N
35	Beta-Agonists, Inhaled Short-Acting	ALBUTEROL SULFATE HFA	\$65,938	0.6%	2,402	\$27	Y
36	Substance Use Disorders, Opioid & Alcohol	BUPRENORPHINE-NALOXONE *	\$65,419	0.6%	1,032	\$63	Y
37	Thrombocytopenia Drugs	ELTROMBOPAG OLAMINE	\$64,622	0.6%	10	\$6,462	Y
38	Growth Hormones	NORDITROPIN FLEXPPO *	\$64,564	0.6%	49	\$1,318	Y
39	Physician Administered Drug	Contraceptive Hormone Patch	\$64,004	0.6%	112	\$571	
40	Targeted Immune Modulators	TALTZ AUTOINJECTOR *	\$62,549	0.6%	10	\$6,255	Y
Top 40 Aggregate:			\$4,829,230		10,093	\$478	
All Physical Health Drugs Not Carved-out Totals:			\$10,747,491		113,978	\$94	
All FFS Drug Totals:			\$65,079,146		788,044	\$83	

* Drug requires Prior Authorization

Notes

- FFS Drug Gross Costs only, rebates not subtracted
- PDL Key: Y=Preferred, N=Non-Preferred, V=Voluntary, Blank=Non PDL Class
- Amount Paid on the Claim = 1) Ingredient Cost ([AAAC/NADAC/WAC] x Dispense Quantity) + Dispensing Fee. If Billed Cost is lower, pay Billed Amount, 2) - TPL amount